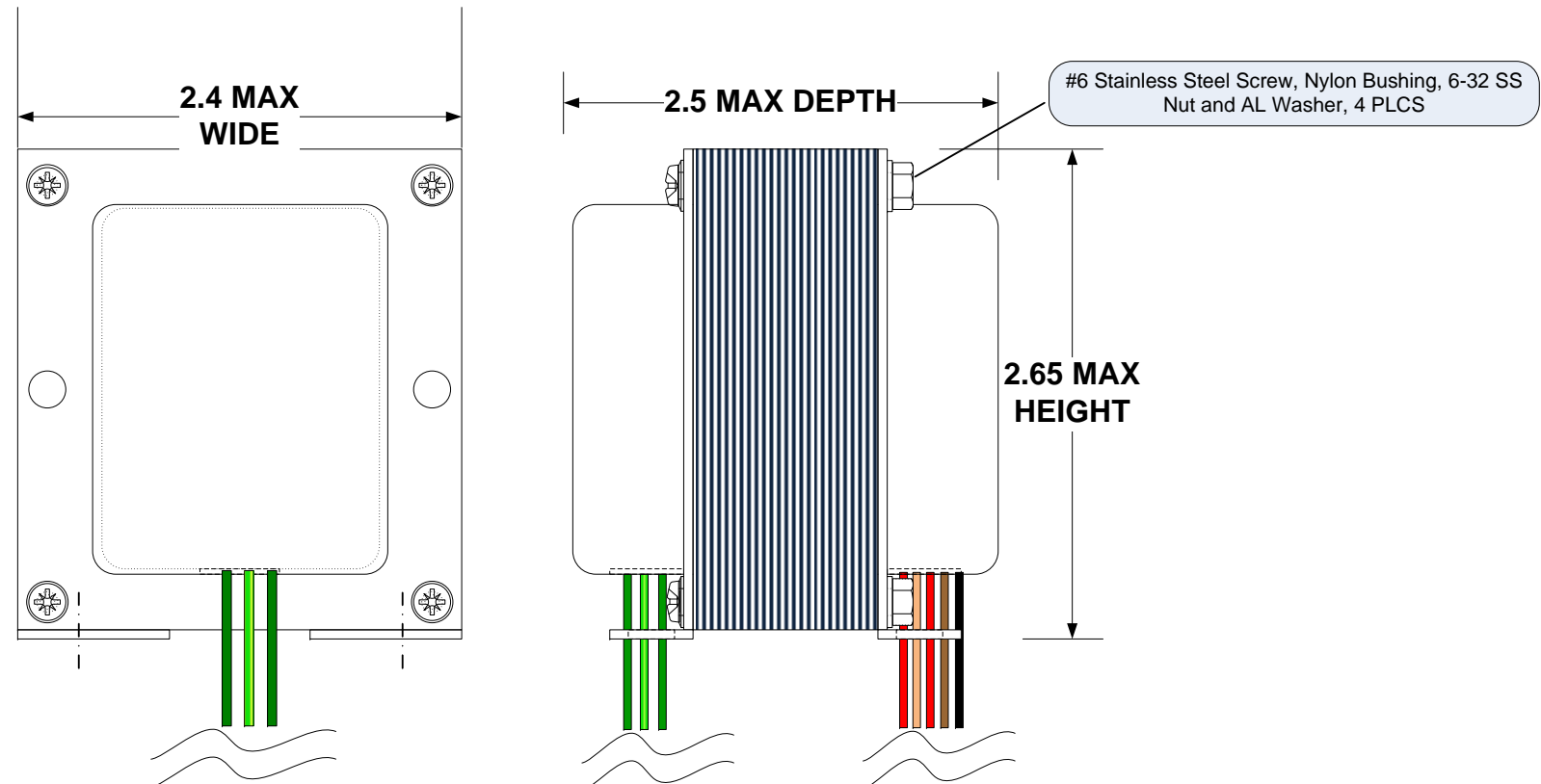


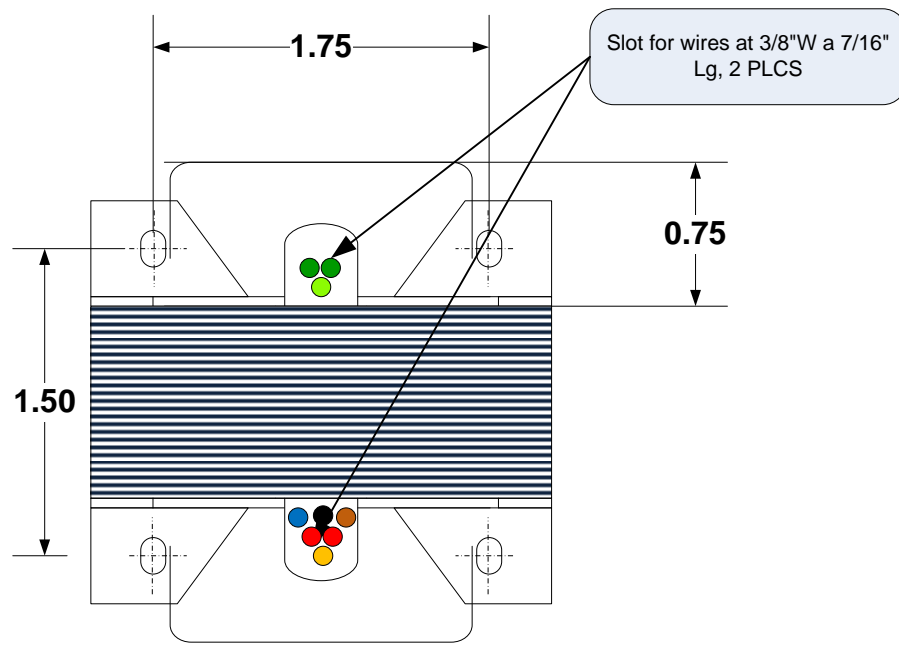
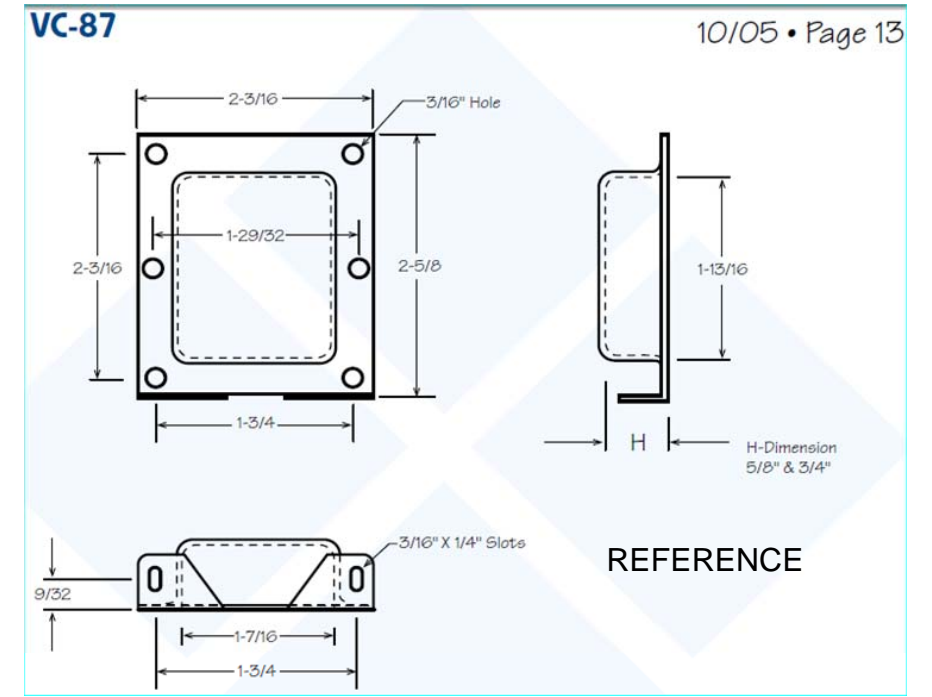
PT190.1 USA HC87 Version



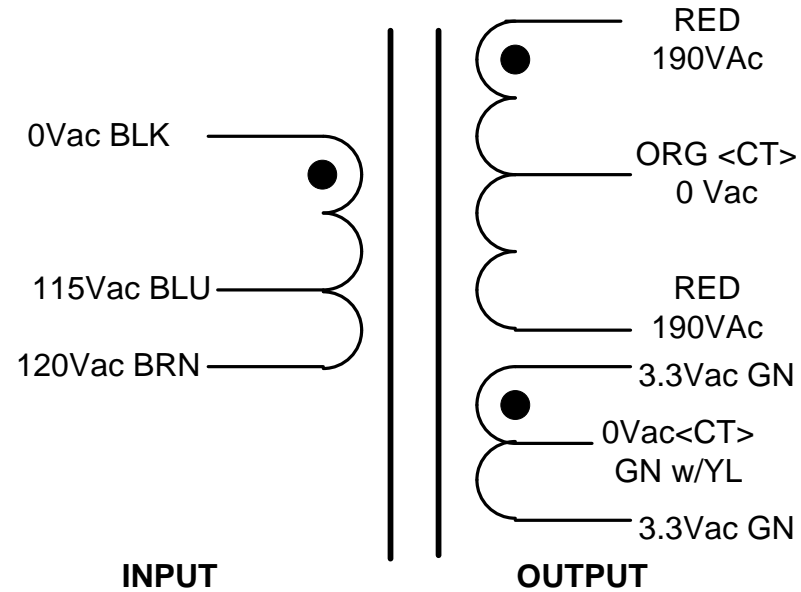
Lead Wires, 8in long minimum

Heater Connections:
 Green 3.3Vac
 GN/Yel stripe – 0Vac CT
 Green 3.3Vac

HiV Connections:
 BLK<>BLU 115Vac 60Hz -or-
 BLK<>BRN 120Vac 60Hz
 RED 190Vac
 ORG CT
 RED 190 Vac



Transformer Schematic PT190.1 USA



CONSTRUCTION DETAILS-

Laminations: 29M6 x EI-87
 Bobbin: EI-87 7/8 x 1IN 2-Section, Nylon Glass Reinforced UL94V-0
 Magnet Wire: MW80 155C or higher
 Varnish- Class B 130C
 Tapes: 3M #56 (inner) & #79 (outer wrap)
 Covers: Bahr's USA 22GA Zinc Plated, VC-87
 Hardware: Non-Magnetic

PERFORMANCE

Operating Voltage 400Vac Maximum
 Output Power: 25VA Maximum
 HiPot Test Ratings 1000Vac minimum
 Input Voltages: 115 or 120Vac 60Hz
 Output Voltages: 190-0-190 (40mA) and 3.3-0-3.0 (1A)

Application: Low Power Amplifiers using 12BH7 or 12AU7 tubes in push pull
 Expect around 250Vdc B+ with a diode bridge



PT190.1 USA in VC-87 Covers

2/09/2016	SIZE B	FSCM NO	DWG NO PT190.1 USA VC87	REV A
M.P.S.	SCALE 1 : 1	SHEET		Page 1 1 OF 1