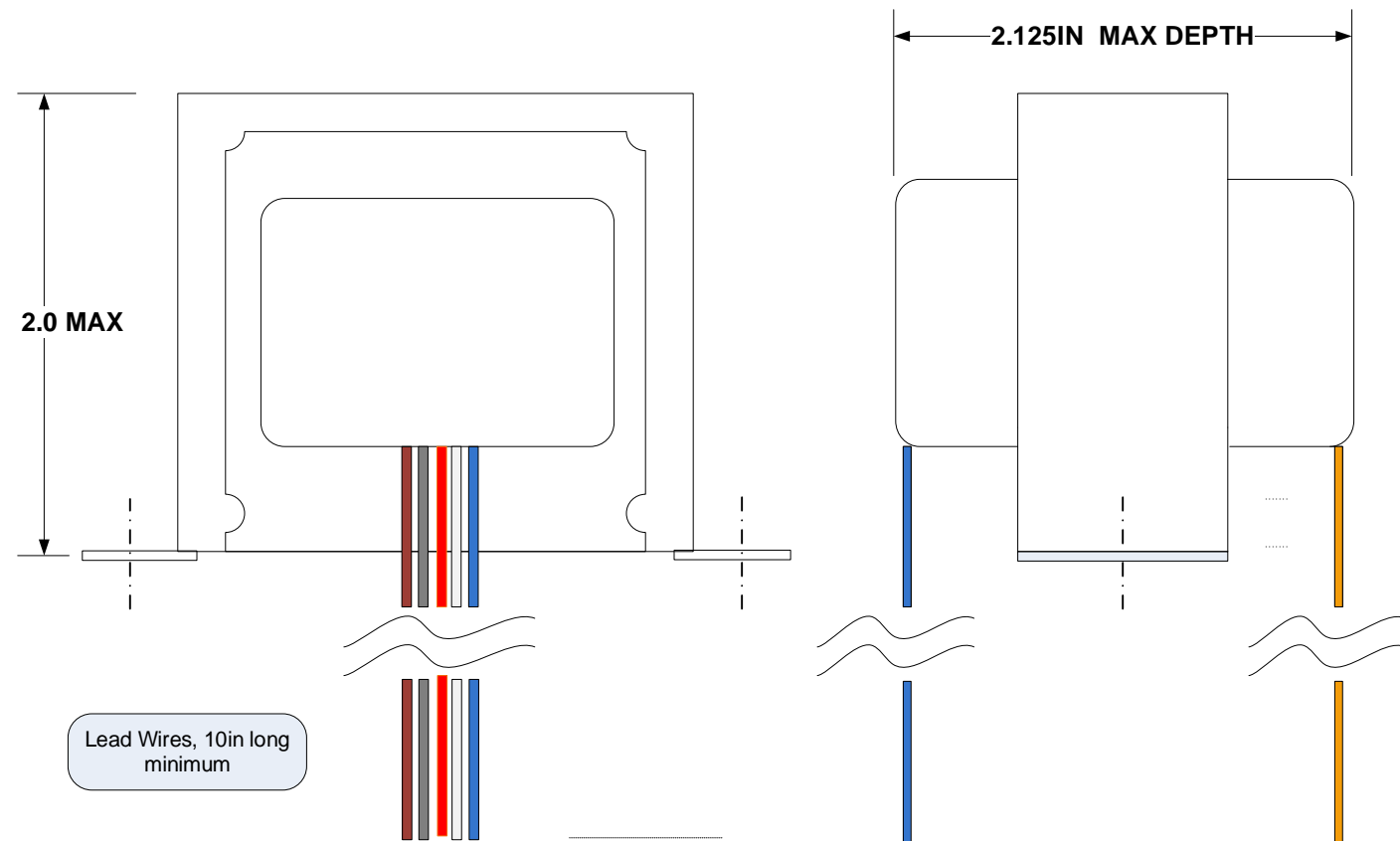
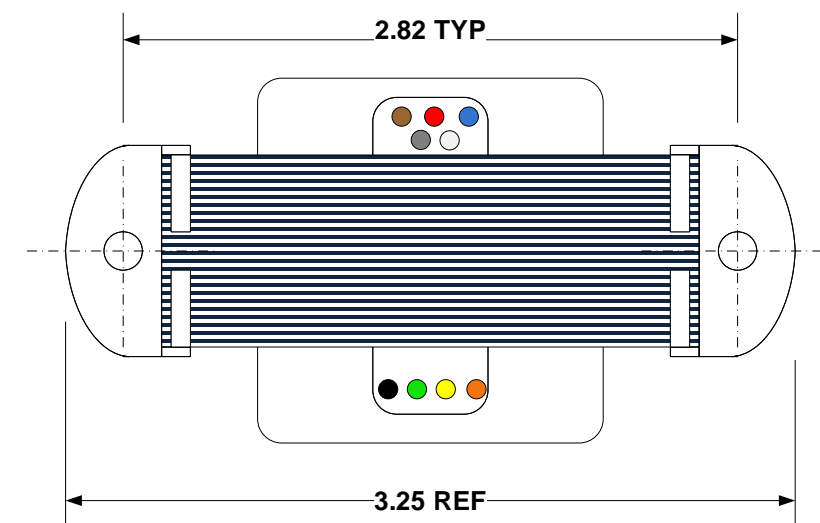
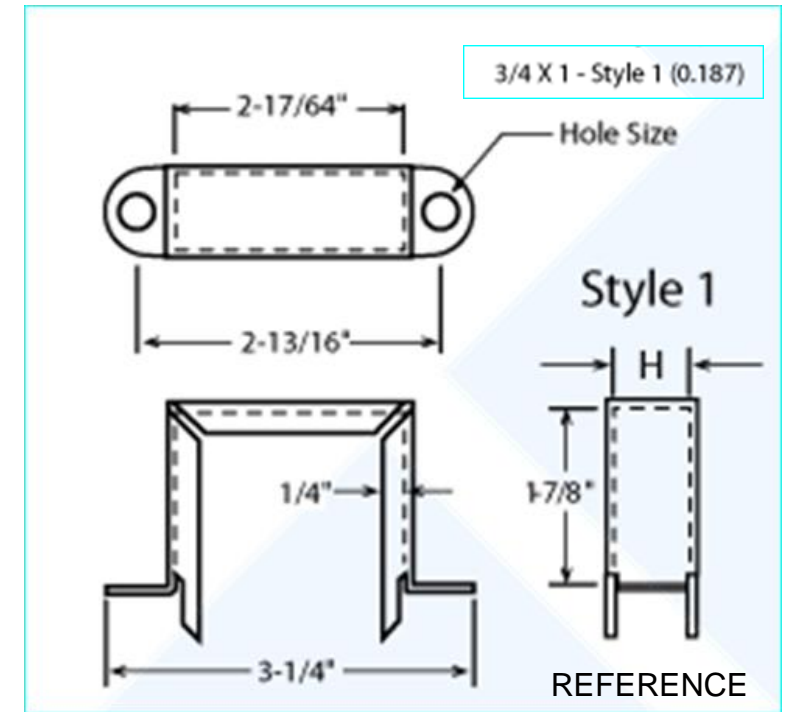


OT12PP+ STANDARD



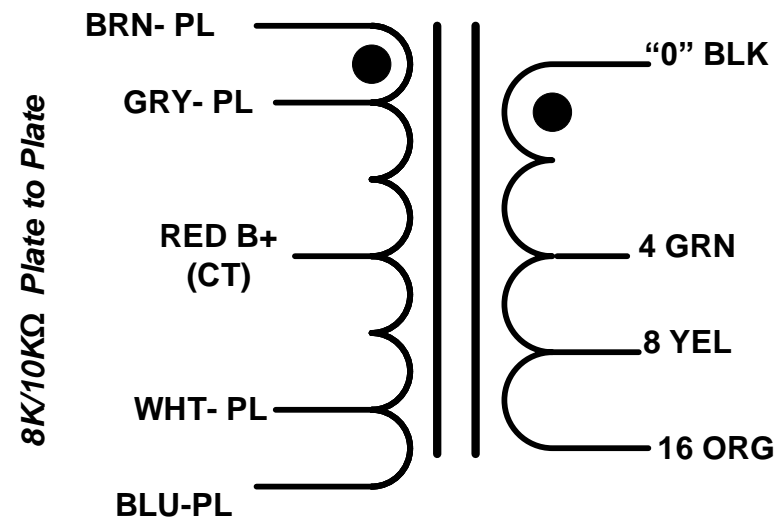
INPUT CONNECTIONS:
BRN-RED-BLU 22AWG

OUTPUT CONNECTIONS:
BLK-GN-YL-OR 22AWG



SCHEMATIC OT12PP+ STANDARD

Connections- GRY↔WHT for 8KΩ / BRN↔BLU for 10KΩ



CONSTRUCTION DETAILS-

Laminations: 29M6 x EI-75 x 1 IN STACK
 Bobbin: EI-75 3/4 x 1 window, Nylon Glass Reinforced UL94V-0
 Magnet Wire: MW80 155C or higher
 Varnish- Class B 130C
 Tapes: 3M #56 (inner) & #79 (outer wrap)
 Covers: Bahr's USA ETC, 3/4 x 1 Frame

PERFORMANCE

Operating Voltage 500Vac Maximum
HiPot Test Ratings 1000Vac minimum
DC Resistance-
 BRN-BLU 100 ohms typical, Outputs < 0.2 ohms
Input Inductance:
 25H Minimum at 100HZ 1Vac
 5mH Leakage Inductance typical
Frequency Response 40HZ to 15KZ
Application: 10 to 20W Tweed/Princeton Push-Pull Amplifiers



OT12PP+ STANDARD

7/11/2020	SIZE B	FSCM NO	DWG NO OT12PP+ STD	REV A
M.P.S.	SCALE	1 : 1	SHEET	Page 1 1 OF 1